


2020 O'Vary Funny FUNDRAISER

HOW TO SIGN UP AND BID ON ITEMS; DONATE; AND PARTICIPATE IN THE VIRTUAL PADDLE RISE

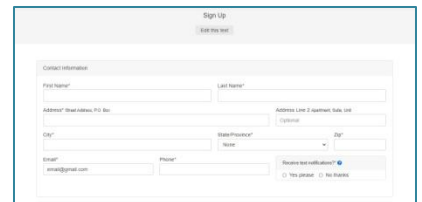
1. Go to

<https://ocaosw.schoolauction.net/ovf2020/signup>

2. Enter your email address and click "Next"



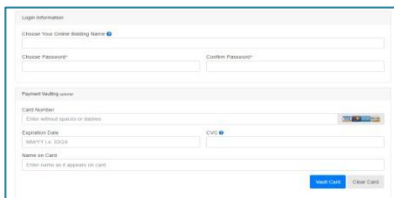
The screenshot shows a 'Sign Up' page with a blue header. Below the header, there is a text box for 'Email address' and a 'Next' button.



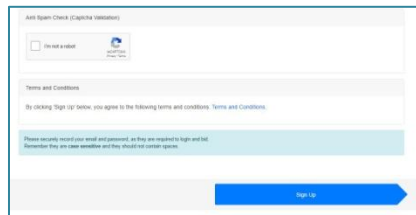
The screenshot shows a 'Sign Up' page with a blue header. Below the header, there is a 'Contact Information' section with fields for First Name, Last Name, Address, City, State, and Zip. There is also a 'Sign Up' button.

3. Fill in contact information

4. Vault your credit card safely to bid



The screenshot shows a 'Payment Method' section with a 'Credit Card' vaulting form. It includes fields for Card Number, Expiration Date, and Name on Card. There is a 'Vault Card' button.



The screenshot shows a 'Terms and Conditions' section with a 'Sign Up' button. It includes a checkbox for 'I agree to the terms and conditions' and a 'Sign Up' button.

5. Click "Sign Up"

6. Go to catalog screen to view items and place bids

